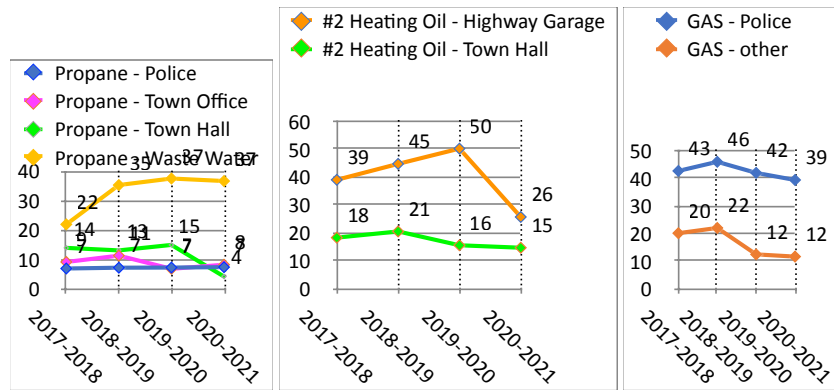
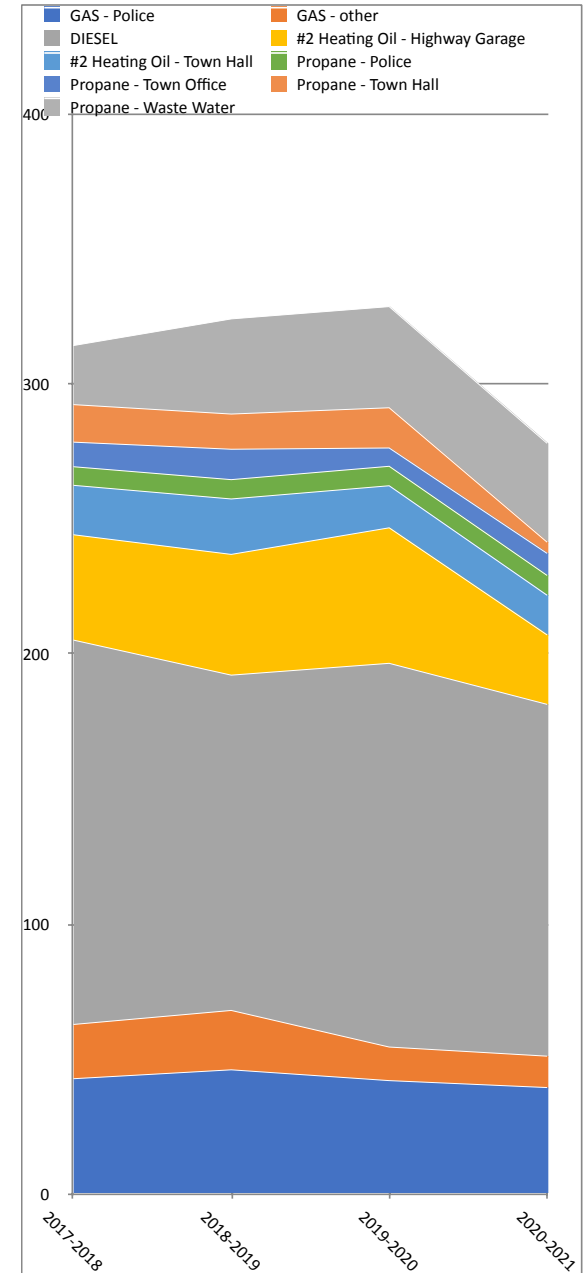
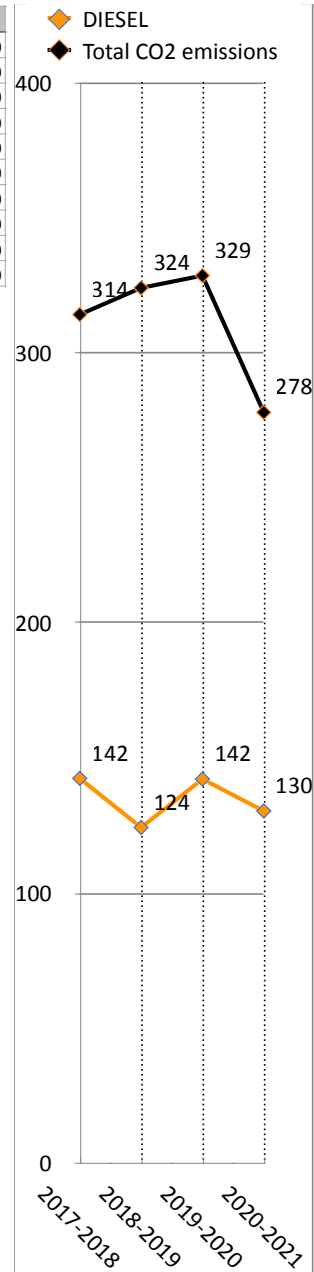


# BRANDON CO2 emissions (CO2 equivalent, in metric tons)

	2017-2018	2018-2019	2019-2020	2020-2021	2021-2022
GAS - Police	42.6	45.9	41.9	39.3	0.0
GAS - other	20.1	22.0	12.4	11.6	0.0
DIESEL	142.4	124.2	142.1	130.3	0.0
#2 Heating Oil - Highway Garage	39.0	44.7	50.2	25.7	0.0
#2 Heating Oil - Town Hall	18.3	20.5	15.6	14.7	0.0
Propane - Police	6.9	7.2	7.2	7.3	0.0
Propane - Town Office	9.1	11.3	6.8	8.2	0.0
Propane - Town Hall	13.9	13.0	14.9	4.2	0.0
Propane - Waste Water	21.9	35.2	37.5	36.6	0.0
Total CO2 emissions	314.1	324.0	328.6	277.9	0.0



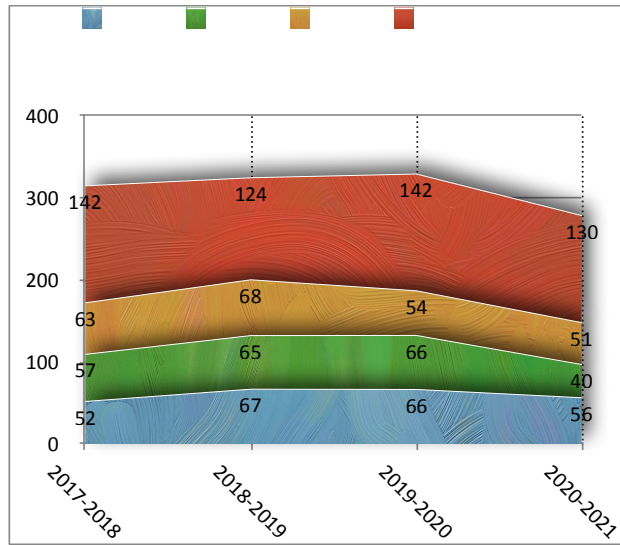


Table 1

	Propane	#2 Heating Oil	Gas	Diesel
2017-2018	51.8	57.3	62.7	142.4
2018-2019	66.7	65.2	67.9	124.2
2019-2020	66.4	65.8	54.3	142.1
2020-2021	56.3	40.4	51.0	130.3